



INTRODUCES

M G S 6 E V






SMART
SERENITY

WHERE
TECHNOLOGY THINKS,
COMFORT CALMS

Introducing the all-electric MGS6 EV.
A spacious mid-size family SUV that's
been intelligently equipped and elegantly
finished to ensure every detail serves
your comfort.





AMBIENCE

CONSIDERED
COMFORT

It could be bleak outside,
yet pure bliss within.

- HEATED & VENTILATED SEATING
- PANORAMIC ROOF
- 11 SPEAKER AUDIO SYSTEM





SUMPTUOUS SEATING

Settle into heated and ventilated leather style and suede effect seats that soothe each passenger under the expansive panoramic roof above. Heated seats extend to the outer rear seats for unrivalled comfort.*

*Front ventilated seats, heated rear outer seats and panoramic roof available as standard on Trophy models.

THOUGHTFUL SPACE

Inside, 1,910 litres* of thoughtfully adaptable space creates room to breathe. Ambient lighting creates calm, while an eleven speaker audio system fills the cabin and suede-effect trim softens every surface.

The rear boot has an impressive 674 litres of storage and the front boot (known as the frunk), adds a further 124 litres^ of convenient space - perfect for everyday essentials like shopping bags or charging cables neatly in reach.

*with rear seats folded
^Rear wheel drive variants

PANORAMIC ESCAPE

Let natural daylight or the serenity of the night sky flood through the sweeping 1.96m² panoramic roof, complete with an electric blind for the perfect balance.



SUBLIME SOUND

Surround yourself with sound as the 11 speaker audio system immerses the cabin.



SOFT TOUCHES

Leather style and suede effect material soften every surface.





DRIVE CONTROL

SMART POWER

Beneath the serenity lies intelligent engineering at work.

- 329 MILE (WLTP) EV COMBINED RANGE*
- 38 MIN RAPID CHARGE TIME^
- ALL WHEEL DRIVE OPTION



*Range figures provided are calculated under test conditions. These figures are for comparative purposes only and may not reflect real-life driving results. Actual range may vary depending on various factors such as weather conditions, driving styles, vehicle load, and accessories fitted post-registration.

^10-80% charging time applies to a 150kW Ultra-Fast charger under standardised test conditions. Charging times in real world conditions will vary dependent on a number of factors, including but not limited to the age of battery, charging conditions, temperature and the existing charge of the battery, charger used and duration of charge. Charging times will be increased when using chargers of a lower capacity. Availability of 150kW-capable chargers may be limited depending on your location.



77kWh Battery




5.1sec, 0-62mph*



7 year warranty / 80,000 miles

*Trophy Dual Motor



329 MILE RANGE (WLTP)

The Modular Scalable Platform (MSP), our purpose-built electric architecture, pairs seamlessly with an ultra-thin 77kWh NCM battery to unlock up to 329 miles of effortless WLTP combined range.

RAPID CHARGING

With DC fast charging, you can charge the 77kWh battery from 10-80% in up to 38 minutes.

The MGS6 EV uses a 437V system meaning you can fast charge in speeds up to 144kW.


COMPLETE

SMART ALL-WHEEL DRIVE

Highly efficient motors power rear-wheel drive and all-wheel drive options to give you the perfect balance of dynamic yet composed control.

Select from five drive modes – Normal, Sport, Eco, Snow, or Custom – each attuned to your rhythm and the road ahead.

CONTROL



ONE PEDAL DRIVING MODE

The MGS6 EV features five regenerative settings, including intuitive one-pedal driving which recovers energy with quiet efficiency.



ADVANCED

INTUITIVE TECHNOLOGY

Technology that's
perfectly attuned to you.

- HEAD UP DISPLAY
- 12.8" HD SCREEN
- WIRELESS CONNECTIVITY





HEAD UP DISPLAY

The head up display (HUD)* projects essentials where your focus remains and is configurable to your preference.

*Only available on Trophy models

12.8 INCH HD TOUCHSCREEN

Designed to be highly intuitive, with simple functionality, the twin screen layout features a crystal clear 12.8-inch HD touchscreen and a 10.25-inch driver display which work in harmony. Physical buttons control the main functions making it tactile, easy and safe to operate on the move.

WIRELESS CONNECTION

Wireless connectivity for Apple CarPlay™ and Android Auto™ also come as standard across the range.

The MGS6 EV Trophy models integrates apps seamlessly so Spotify, Amazon Music, YouTube, and TikTok are ready to entertain whilst your phone wirelessly charges.





SAFETY

QUIET
PROTECTION


Safety that preserves
your peace of mind.

- MG PILOT CUSTOM
- HIGH PERFORMANCE BRAKES
- HIGH STRENGTH STEEL



ADVANCED
HIGH-STRENGTH
STEEL (AHSS)

HIGH-STRENGTH
STEEL (HSS)



HOT-STAMPED STEEL

ULTRA HIGH-STRENGTH
STEEL (UHSS)

MG PILOT CUSTOM

MG Pilot works in harmony with an advanced suite of driver assistance systems to thoughtfully anticipate what lies beyond your sightline. The MG Pilot Custom function allows you to personalise your preferred settings and recall them easily with each drive.

Active Emergency Braking, Lane Departure Warning, Adaptive Cruise Control, and Blind Spot Detection all monitor vigilantly with your safety in mind, allowing you to focus entirely on enjoying the journey ahead.

HIGH PERFORMANCE BRAKING

The MGS6 EV delivers a high-performance stopping power through an advanced braking system developed by Continental. The upgraded system on our Trophy Long Range model is capable of braking from 62mph-0 in 36-metres.

COCOONED IN SAFETY

Awarded a 5-star NCAP rating, protection in the MGS6 EV works silently around you as a high-strength chassis creates a reassuring cocoon of safety. All models include seven airbags: front, side, curtain, and a central airbag, providing comprehensive passive safety for all occupants.





SPECIFICATIONS

PERSONALISE YOUR STYLE

- MGS6 EV SE LONG RANGE
- MGS6 EV TROPHY LONG RANGE
- MGS6 EV TROPHY DUAL MOTOR



COLOUR OPTIONS



○ ARCTIC WHITE
STANDARD PAINT



● PEARL BLACK
METALLIC PAINT



● CAMDEN GREY
METALLIC PAINT



● PICCADILLY BLUE
METALLIC PAINT



● COSMIC SILVER
METALLIC PAINT



● STRATFORD GOLD
TRI-COAT PAINT



● DYNAMIC RED
TRI-COAT PAINT

M G S 6 E V S E L O N G R A N G E

- 19" Meteor Style Alloy Wheels with Aero Covers
- MG Pilot including MG Pilot Custom Function
- Grey Fabric Upholstery
- Heated Front Seats & Steering Wheel
- Driver 6-Way Manual Adjustment Seats
- Full LED Headlights & DRL & Rear Lights
- Automatic Headlamps
- Rear Privacy Glass
- Silver Roof Rails
- Rear Parking Camera with Sensor
- Manual Dimming Rear View Mirror
- 10.25" HD Driver Display & 12.8" HD Colour Touchscreen
- Satellite Navigation
- Wireless Connection to Apple CarPlay™ & Android Auto™
- iSMART
- 8-Speaker Audio System
- Vehicle to Load Charging



STANDARD GREY
FABRIC UPHOLSTERY




M G S 6 E V T R O P H Y L O N G R A N G E

- 20" Gulfstream Style Alloy Wheels with Aero Covers
- Panoramic Glass Roof with Electric Blind
- Grey Leather Style and Suede Style Seats with Carbon Effect Trim
- Ventilated Front Seats & Heated Rear Seats
- Driver 6-way & Passenger 4-Way Electric Seats
- Auto Dimming Rear View Mirror
- Head Up Display
- 360° Camera
- Hands-free Power Tailgate
- Ambient Lighting
- 11-Speaker Audio System
- Wireless Mobile Phone Charger



STANDARD GREY LEATHER
STYLE AND SUEDE STYLE
SEATS WITH CARBON
EFFECT TRIM



OPTIONAL BEIGE LEATHER
STYLE AND SUEDE STYLE
SEATS WITH NATURAL
EFFECT TRIM




M G S 6 E V T R O P H Y D U A L M O T O R

- 119kW Front Motor
- All Wheel Drive
- 540 NM (+190 NM compared to Trophy Long Range)



STANDARD GREY LEATHER
STYLE AND SUEDE STYLE
SEATS WITH CARBON
EFFECT TRIM



OPTIONAL BEIGE LEATHER
STYLE AND SUEDE STYLE
SEATS WITH NATURAL
EFFECT TRIM



FEATURES

MG Pilot	SE Long Range	Trophy Long Range	Trophy Dual Motor
MG Pilot Custom Function	•	•	•
Adaptive Cruise Control (ACC) with Intelligent Cruise Assist (ICA)	•	•	•
Active Emergency Braking with Pedestrian and Bicycle Detection	•	•	•
Lane Keep Assist (LKA) with Lane Departure Warning System (LDWS)	•	•	•
Traffic Jam Assist (TJA)	•	•	•
Intelligent Speed Limit Assist with traffic sign recognition	•	•	•
Intelligent High Beam Assist	•	•	•
Driver Monitoring System (DMS)	•	•	•
Blind Spot Detection (BSD)	•	•	•
Lane Change Assist (LCA)	•	•	•
Active Rear Cross Traffic Alert (RCTA + RCTB)	•	•	•
Door Opening Warning (DOW)	•	•	•

Safety & Security	SE Long Range	Trophy Long Range	Trophy Dual Motor
ABS and EBD	•	•	•
ESP and EBA	•	•	•
Rear ISOFIX (x2)	•	•	•
Front Dual Airbags	•	•	•
Front Side Airbags	•	•	•
Front Central Airbag	•	•	•
Side Curtain Airbags	•	•	•
Front Passenger Airbag Deactivation Switch	•	•	•
Tyre Pressure Monitoring System (TPMS)	•	•	•
Electronic Parking Brake	•	•	•
Autohold Function	•	•	•
Hill Start Assist & Hill Descent Control	•	•	•
Driver's Seat Belt Reminder	•	•	•
Front and Rear Passenger's Seat Belt Reminder	•	•	•
Front and Rear Seat Belt (3 point with Pretensioner and Load Limiter)	•	•	•
Alarm & Immobiliser	•	•	•

Vehicle Exterior	SE Long Range	Trophy Long Range	Trophy Dual Motor
Full Auto LED Headlights with Auto Low/High Beam with follow me home function	•	•	•
Integrated LED Daytime Running Lights	•	•	•
LED Rear Lights	•	•	•
Rear Fog Lights	•	•	•
LED Centre Brake Light	•	•	•
Rear Privacy Glass	•	•	•
Silver Roof Rails	•	•	•
Rear Spoiler	•	•	•
Rear Parking Sensors	•		
Front & Rear Parking Sensors		•	•
Active Grille System (AGS)	•	•	•
Electrically Adjustable, Heated, Black Door Mirrors	•		
Electrically Adjustable, Power Folding, Heated, Door Mirrors with Tilt Down Memory Function		•	•

Wheels	SE Long Range	Trophy Long Range	Trophy Dual Motor
19" Meteor Style Alloy Wheels with Aero Covers	•		
20" Gulfstream Style Alloy Wheels with Aero Covers		•	•
Tyre Repair Kit		•	•

Seating	SE Long Range	Trophy Long Range	Trophy Dual Motor
Grey Fabric Upholstery	•		
Grey Leather Style & Suede Style Seats with Carbon effect trim		•	•
Beige Leather Style & Suede Style Seats with Carbon effect trim		Optional	Optional
Driver's Manual 6-way Adjustable Seat with Manual Lumbar Support	•		
Electric Driver's 6-way Adjustable Seat with 4-Way Electric Lumbar Support and Memory Function		•	•
Passenger's 4-way Adjustable Seat	•		
Electronic Passenger's 4-way Adjustable Seat		•	•
Map Pocket	•	•	•
2nd Row 60:40 Split Fold Seat	•	•	•
2nd 2 Level Adjustable Reclining 2nd row rear seats	•	•	•
Rear Centre Armrest	•	•	•

Comfort & Convenience	SE Long Range	Trophy Long Range	Trophy Dual Motor
Automatic Dual Zone Climate Control with Rear Vents	•	•	•
Rain Sensing Wipers	•	•	•
Manual Dimming Rear View Mirror	•		
Auto Dimming Rear View Mirror		•	•
Vehicle to Load Charging	•	•	•
Battery pre-heating Ahead of Charging	•	•	•
Leather Style Multifunction Steering Wheel	•	•	•
Reach & Height Adjust Steering Wheel	•	•	•
Heated Steering Wheel	•	•	•
Heated Front Seats (3 Levels)	•		
Heated (3 Levels) & Ventilated Front Seats (1 Level)		•	•
Heated Outer Rear Seats (1 Level)		•	•
Panoramic Glass Roof with Electric Blind		•	•
Hands Free Power Tailgate		•	•
5 Driving Modes (Normal, Sport, Eco, Snow, Custom)	•	•	•
4 Regenerative Braking Modes (Low (1), Medium (2), Strong (3), Adaptive (A))	•	•	•
One Pedal Driving	•	•	•
Keyless Entry	•	•	•
Ambient Lighting		•	•
Front & Rear Reading Lights	•	•	•
Front Sun Visors with Driver and Passenger Mirrors & Vanity Lights	•	•	•
Front & Rear Electric Windows with one-touch up/down	•	•	•

In-Car Entertainment	SE Long Range	Trophy Long Range	Trophy Dual Motor
8-Speaker Audio System	•		
11-Speaker Audio System		•	•
DAB+ Radio	•	•	•
10.25" HD Full Digital Driver Information Display	•	•	•
12.8" HD Infotainment Screen	•	•	•
Head Up Display		•	•
iSMART	•	•	•
Satellite Navigation	•	•	•
Live services (additional services include Weather, Live Traffic, YouTube, Spotify, TikTok, Amazon Music)		•	•
EV Trip Planner		•	•
Front 12V Socket	•	•	•
USB Ports (2 Front - Type C's / 1 Rear - Type C)	•	•	•
Wireless connection to Apple CarPlay™ and Android Auto™	•	•	•
50W Ventilated Wireless Mobile Phone Charger		•	•
Reversing Camera	•		
360° Parking Camera with Transparent Chassis		•	•

Warranty & Servicing	
Service Intervals	1 year / 15,000 miles
Manufacturer's Warranty	7 years / 80,000 miles

TECHNICAL DATA

Performance & Transmission		SE Long Range	Trophy Long Range	Trophy Dual Motor
Transmission		Fixedratio	Fixedratio	Fixedratio
Driven Wheels		Rear wheel drive, motor at rear	Rear wheel drive, motor at rear	All wheel drive, motor at front & rear
Electric Motor Type		Synchronous Motor	Synchronous Motor	Synchronous Motor
Suspension Set Up		Front MacPherson independent & Multi-link rear suspension	Front MacPherson independent & Multi-link rear suspension	Front MacPherson independent & Multi-link rear suspension
Disc Brakes - Front		321mm	321mm	345mm
Disc Brakes		340mm	340mm	340mm
Battery Type		NCM (Nickel Cobalt Manganese)	NCM (Nickel Cobalt Manganese)	NCM (Nickel Cobalt Manganese)
Battery Capacity (nominal)	kWh	77 kWh	77 kWh	77 kWh
Battery Capacity (usable)	kWh	74.3 kWh	74.3 kWh	74.3 kWh
Maximum Operating Voltage	V	437	437	437
Nominal Voltage	V	395	395	395
Maximum Power	PS (kw)	244 (180)	244 (180)	361 (266)
Maximum Torque	lb ft (NM)	258 (350)	258 (350)	398 (540)
0-62mph	seconds	7.3	7.3	5.1
Maximum Speed	mph	124	124	124
Charger Connection Type		Combined Type 2 and CCS	Combined Type 2 and CCS	Combined Type 2 and CCS
On-board Charger	AC	7kW	7kW	7kW
Maximum Rapid Charge Capability	DC	144kW	144kW	144kW
Estimated Charging Time (2.2kW AC 3-Pin Domestic)	10 to 100% (emergency use)	37 hours	37 hours	37 hours
Estimated Charging Time (7kW AC fast charger)	10 to 100%	12 hours	12 hours	12 hours
Estimated Charging Time (50kW DC public rapid charger)	10 to 80%	70 minutes	70 minutes	70 minutes
Estimated Charging Time (150kW DC public rapid charger)	10 to 80%	38 minutes	38 minutes	38 minutes
Electric Driving Efficiency - kWh/100km	Combined	16.6kWh/100km	16.6kWh/100km	18.1kWh/100km
	City	12.6kWh/100km	12.6kWh/100km	14kWh/100km
Maximum Driving Range - Miles	Combined	329	329	301
	City	434	434	389
CO2 - WLTP Combined	g/km	0	0	0

DIMENSIONS

Dimensions	SE Long Range	Trophy Long Range Dual Motor
Overall Length (mm)	4,708 mm	
Width – Excluding Mirrors (mm)	1,912 mm	
Overall Width – Including Mirrors (mm)	2,142 mm	
Height – Including Roof Rails (mm)	1,664 mm (with 19" wheels)	1,672 mm (with 20" wheels)
Wheelbase (mm)	2,835 mm	
Front Track (mm)	1,622 mm	
Rear Track (mm)	1,612 mm	
Front Boot Capacity	124 litres (102 litres Dual Motor)	
Luggage Capacity – Seats Up (l)	674 litres	
Luggage Capacity – Seats Folded (l)	1,910 litres	
Tyre Size	235/55 R19	245/50 R20

Weight		SE Long Range	Trophy Long Range	Trophy Dual Motor
Kerb Weight	kg	1,880	1,908	2,005
Gross Vehicle Weight	kg	2,340	2,388	2,465
Maximum Towing Weight (unbraked)	kg	750	750	750
Maximum Towing Weight (braked)	kg	1,500	1,500	1,500
Gross Train Weight	kg	3,840	3,888	3,965
Maximum Nose Ball Weight	kg	60	60	60
Maximum Roof Load	kg	75	75	75
Turning Circle	m	11.1	11.1	12.4



FRONT TRACK
1,662MM

WIDTH
(INC MIRRORS)
2,142MM



REAR TRACK
1,612MM

WIDTH
(EXC MIRRORS)
1,912MM

HEIGHT
1,672MM



WHEELBASE
2,835MM

LENGTH
4,708MM

674 LITRE BOOT CAPACITY
(SEATS UP)

1,910 LITRE BOOT CAPACITY
(SEATS FOLDED)

AFTERCARE

7 YEAR WARRANTY

More peace of mind comes as standard with every MG. The MGS6 EV offers reassurance of our full 7 year or 80,000 mile warranty, whichever comes first.

What's more, your battery is covered by an 8 year warranty. Our warranties ensures that expert MG technicians will always be able to keep your car in the best of health. They're also fully transferable to future owners.

MG SERVICE PLANS


To enjoy mile after mile of hassle-free motoring, you can avoid the worry of unexpected costs with an MG Service Plan. Your MG will be protected for up to seven years with a mileage range of your choice. And it will have the care and attention of the MG authorised repairer network, offering genuine parts and factory trained staff.





7 YEAR
WARRANTY

[mg.co.uk](https://www.mg.co.uk)



Terms and Conditions: Every effort has been made to ensure that the contents of this publication were accurate and up to date at the time of being published (November 2025). Please note colours and accessories are for illustrative purposes only. Colours and finishes replicated are subject to limitations of the printing process and may vary from actual colour and paint finish. MG Motor UK endorses a policy of continuous improvement and reserves the right to make changes at any time without notice to colours, accessories, material, design, shape, specification and models. Items may be discontinued at any time. Actual UK specifications may vary from the vehicles shown. For latest information, please speak to your MG dealer.